



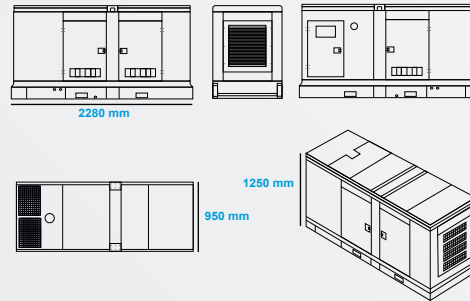




-  **WATER-COOLED**
-  **3 PHASE**
-  **60 HZ 220-240V**
-  **DIESEL FUEL**



**STANDARD SPECIFICATIONS**

- 1. ENGINE**  
FOUR STROKE HEAVY DUTY HIGH PERFORMANCE INDUSTRIAL DIESEL ENGINE.
- 2. ENGINE FILTRATION SYSTEM**
  - AIR FILTER
  - FUEL FILTER
  - FULL FLOW LUBO OIL FILTER
- ALL FILTERS HAS REPLACEABLE ELEMENTS
- 3. COOLING SYSTEM**  
  
EFFICIENT WATER-COOLED SYSTEM WITH COMPLETE SAFETY GUARDS, DESIGNED TO COOL THE ENGINE AT HIGH AMBIENT TEMPERATURES (CONSULT US FOR DE-RATION FACTORS)
- 4. EXHAUST SYSTEM**  
HEAVY DUTY INDUSTRIAL EXHAUST SILENCER
- 5. CIRCUIT BREAKER TYPE**  
DELIXI MCCB 3POLE

GENERATING SET MODEL		DPK-DC-55	ALTERNATOR DATA	
OUTPUT RATING	PRIME	STANDBY	MAKE	STAMFORD
60HZ 220-240V, 1800RPM	50 KVA	55 KVA	MODEL	PI 144K
	40 KW	44 KW	NO.OF BEARINGS	1
ENGINE TECHNICAL DATA			INSULATION CLASS	H
ENGINE MAKE	CUMMINS		WIRES	12
ENGINE MODEL	4BT3.9-G2		INGRESS PROTECTION	IP 23
GOVERNING TYPE	ELECTRICAL		EXCITATION SYSTEM	SHUNT
NUMBER OF CYLINDERS	4		VOLTAGE	±1%
CYLINDER ARRANGEMENT	IN-LINE		<b>DIMENSION &amp; WEIGHT</b>	
BORE AND STROKE (mm)	102 X 120		LENGTH mm	2280
DISPLACEMENT	3.9	L	WIDTH mm	950
ASPIRATION	TURBOCHARGED		HEIGHT mm	1250
CYCLE	4 STROKE		WEIGHT*kg	1068
COMPRESSION RATIO	18.0:1		FUEL TANK CAPACITY	100L
COOLING SYSTEM	WATER-COOLING		<b>CONTROL PANEL</b>	
FREQUENCY & ENGINE SPEED	60HZ & 1800RPM		MAKE	DEEP SEA
GROSS ENGINE POWER kW	PRIME	STANDBY	MODEL	DSE6120
FUEL CONSUMPTION @ 100% L/hr	40 kW	-		
FUEL CONSUMPTION @ 50% L/ hr	10.7	-		
	-	-		

## RATINGS DEFINITION

THESE RATING ARE APPLICABLE FOR SUPPLYING CONTINUOUS ELECTRICAL POWER (AT VARIABLE LOAD) IN LIEU OF COMMERCIALY PURCHASED POWER. 10% OVERLOAD POWER IS AVAILABLE FOR 1HOUR IN 12HOURS CONTINUOUS OPERATION.

## STANDBY POWER

THESE RATING ARE APPLICABLE FOR SUPPLYING CONTINUOUS ELECTRICAL POWER (AT VARIABLE LOAD) IN THE EVENT OF A UTILITY POWER FAILURE. NO OVERLOAD IS PERMITTED.

## STANDARD REFERENCE CONDITIONS

OUTPUT RATING ARE PRESENTED AT 27 °C AIR INLET TEMPERATURE, BAROMETRIC PRESSURE 100kPa, RELATIVE HUMIDITY 30%. THIS GENERATING SET IS DESIGNED TO OPERATE AT HIGH AMBIENT TEMPERATURE (UP TO 52 °C), HUMIDITY (UP TO 90%) AND HIGH ALTITUDES. DE-RATION MAY APPLY, PLEASE CONSULT US FOR SPECIFIC SITE RATINGS.

## AVAILABLE OPTIONS & ACCESSORIES

WE OFFER A RANGE OF OPTIONAL FEATURES AND ACCESSORIES TO TAILOR OUR GENERATING SETS TO MEET YOUR POWER NEEDS.

### OPTIONS

- A VARIETY OF GENERATING SET CONTROL AND SYNCHRONIZING PANELS
- ADDITIONAL PROTECTION ALARMS AND SHUTDOWNS
- WATER - FUEL SEPERATOR
- WATERJACKET HEATER
- BATTERY CHARGER

### ACCESSORIES

- GENUINE SPARE PARTS
- AUXILIARY FUEL TANKS
- MANUAL & AUTOMATIC TRANSFER SWITCHES

ASSEMBLED AND DISTRIBUTED BY



## E POWER GENERATORS

Av. de la Luz Mz. 159 Lt. 22, San Sebastián,  
Teoloyucan, Estado de México, C.P. 54786  
55 6680-7415  
56 2353-2490  
www.epowergenerators.com  
ventas@epowergenerators.com

8.2 ANTI-VIBERATION MOUNTING DUMPER  
DUMPER ARE AFFIXED BETWEEN THE ENGINE & ALTERNATOR FEET AND THE CHASSIS, THUS ENSURING COMPLETE VIBRATION ISOLATION OF ROTATING ASSEMBLY.

### 8.3 COUPLING

THE ENGINE AND ALTERNATOR ARE DIRECTLY COUPLED BY MEANS OF AN SAE FLANGE. THE ENGINE FLYWHEEL IS FLEXIBLY COUPLED TO THE ALTERNATOR ROTOR.

### 8.4 SAFETY GUARDS

THE FAN & FAN DRIVE ALONG WITH THE BATTERY CHARGING ALTERNATOR ARE SAFETY GUARD PROTECTED FOR PERSONAL PROTECTION.

## 9. TESTS

- THE GENERATING SET IS LOAD TEST BEFORE DISPATCH.
- ALL PROTECTIVE DEVICES CONTROL FUNCTIONS AND SITE LOAD CONDITIONS ARE SIMULATED. THE GENERATOR AND IT'S SYSTEMS ARE CHECKED BEFORE DISPATCH.

## 10. EQUIPMENT FINISHING

ALL MILD STEEL COMPONENTS ARE FULLY DEGREASED AND PAINTED WITH POWDER COATED PAINT TO ENSURE MAXIMUM SCUFF RESISTANCE AND DURABILITY.

## 11. EQUIPMENT FINISHING

OPERATION & MAINTENANCE MANUAL, CIRCUIT WIRING DIAGRAMS.

## 12. QUALITY STANDARDS

THE EQUIPMENT MEETS THE FOLLOWING STANDARDS:BS4999, BS5000, BS5514, IEC60034, VDE0530 AND ISO8528.

## 13. WARRANTY

ALL OF THE GENERATING SETS ARE COVERED UNDER A WARRANTY POLICY FOR A PERIOD OF 12MONTHS OR 1 YEAR (WHICHEVER COMES EARLIER) OF THE EQUIPMENT IS IN LINE WITH MANUFACTURERS WARRANTY TERMS AND CONDITIONS.

## 6. FUEL SYSTEM

ON GENERATING SETS UP TO 750KVA, THE CHASSIS DESIGNIS INCORPORATED WITH INTEGRAL FUEL TANK WITH A CAPACITY OF APPROX 12HOURS TO 13 HOURS RUNNING AT FULL LOAD. THE TANK IS SUPPLIED COMPLETE WITH FILL CAP, BREATHER, FUEL FEED AND RETURN LINES TO THE ENGINE AND DRAIN PLUG.

## 7. ALTERNATOR

### 7.1 INSULATION SYSTEM

- THE INSULATION SYSTEM IS CLASS H

- ALL WINDINGS ARE IMPREGNATED IN EITHER A TRIPLE DIP THERMOSETTING LIQUID, OIL AND ACID RESISTING POLYESTER VARNISH OR VACUUM PRESSURE IMPREGNATED WITH A SPECIAL POLYESTER RESIN.

- HEAVY COAT OF ANTITRACKING VARNISH ADDITIONAL PROTECTION AGAINST MOISTURE OR CONDENSATION.

### 7.2 AUTOMATIC VOLTAGE REGULATOR (AVR)

- THE FULLY SEALED AUTOMATIC VOLTAGE REGULATOR MAINTAINS THE VOLTAGE REGULATION AT  $\pm 1\%$ .

### 7.3 MOTOR STARING (OPTIONAL)

- AN OVERLOAD CAPACITY EQUIVALENT TO 300% OF THE FULL LOAD IMPEDANCE AT ZERO POWER FACTOR CAN BE SUSTAINED FOR 10 SECONDS, WHEN AREP (AUXILIARY WINDING)OPTION IS FITTED.

## 8. MOUNTING ARRANGMENT

### 8.1 CHASSIS

THE COMPLETE GENERATING SET IS MOUNTED AS A WHOLE ON A HEAVY DUTY FABRICATED STEEL CHASSIS.

IN LINE WITH CONTINUOUS PRODUCT DEVELOPMENT, WE RESERVE THE RIGHT TO CHANGE SPECIFICATIONS WITHOUT NOTICE.