



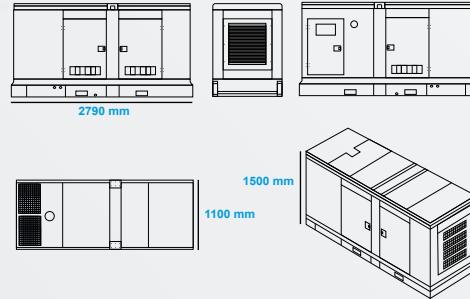




DPK-DC-105



-  **WATER-COOLED**
-  **3 PHASE**
-  **60 HZ 220-240V**
-  **DIESEL FUEL**



STANDARD SPECIFICATIONS

- 1. ENGINE**
FOUR STROKE HEAVY DUTY HIGH PERFORMANCE INDUSTRIAL DIESEL ENGINE.
- 2. ENGINE FILTRATION SYSTEM**
 - AIR FILTER
 - FUEL FILTER
 - FULL FLOW LUBO OIL FILTER
- ALL FILTERS HAS REPLACEABLE ELEMENTS
- 3. COOLING SYSTEM**

EFFICIENT WATER-COOLED SYSTEM WITH COMPLETE SAFETY GUARDS, DESIGNED TO COOL THE ENGINE AT HIGH AMBIENT TEMPERATURES (CONSULT US FOR DE-RATION FACTORS)
- 4. EXHAUST SYSTEM**
HEAVY DUTY INDUSTRIAL EXHAUST SILENCER
- 5. CIRCUIT BREAKER TYPE**
DELIXI MCCB 3POLE

GENERATING SET MODEL		DPK-DC-105	ALTERNATOR DATA	
OUTPUT RATING	PRIME	STANDBY	MAKE	STAMFORD
60HZ 220-240V, 1800RPM	97 KVA	105 KVA	MODEL	UCI224G
	78 KW	84 KW	NO.OF BEARINGS	1
			INSULATION CLASS	H
			WIRES	12
			INGRESS PROTECTION	IP 23
			EXCITATION SYSTEM	SHUNT
			VOLTAGE	±1%
ENGINE TECHNICAL DATA			DIMENSION & WEIGHT	
ENGINE MAKE	CUMMINS		LENGTH mm	2790
ENGINE MODEL	6BT3.9-G2		WIDTH mm	1100
GOVERNING TYPE	ELECTRICAL		HEIGHT mm	1500
NUMBER OF CYLINDERS	6		WEIGHT*kg	1440
CYLINDER ARRANGEMENT	IN-LINE		FUEL TANK CAPACITY	195L
BORE AND STROKE (mm)	102 X 120			
DISPLACEMENT	5.9	L		
ASPIRATION	TURBOCHARGED			
CYCLE	4 STROKE			
COMPRESSION RATIO	17.3:1			
COOLING SYSTEM	WATER-COOLING			
FREQUENCY & ENGINE SPEED	60HZ & 1800RPM			
	PRIME	STANDBY	CONTROL PANEL	
GROSS ENGINE POWER kW	100 kW	-	MAKE	DEEP SEA
FUEL CONSUMPTION @ 100% L/hr	28.5	-	MODEL	DSE6120
FUEL CONSUMPTION @ 50% L/ hr	-	-		

E POWER GENERATORS
 Av. de la Luz Mz. 159 Lt. 22, San Sebastián,
 Teoloyucan, Estado de México, C.P. 54786
 55 6680-7415
 56 2353-2490
 www.epowergenerators.com
 ventas@epowergenerators.com

RATINGS DEFINITION

THESE RATING ARE APPLICABLE FOR SUPPLYING CONTINUOUS ELECTRICAL POWER (AT VARIABLE LOAD) IN LIEU OF COMMERCIALY PURCHASED POWER. 10% OVERLOAD POWER IS AVAILABLE FOR 1HOUR IN 12HOURS CONTINUOUS OPERATION.

STANDBY POWER

THESE RATING ARE APPLICABLE FOR SUPPLYING CONTINUOUS ELECTRICAL POWER (AT VARIABLE LOAD) IN THE EVENT OF A UTILITY POWER FAILURE. NO OVERLOAD IS PERMITTED.

STANDARD REFERENCE CONDITIONS

OUTPUT RATING ARE PRESENTED AT 27 °C AIR INLET TEMPERATURE, BAROMETRIC PRESSURE 100kPa, RELATIVE HUMIDITY 30%. THIS GENERATING SET IS DESIGNED TO OPERATE AT HIGH AMBIENT TEMPERATURE (UP TO 52 °C), HUMIDITY (UP TO 90%) AND HIGH ALTITUDES. DE-RATION MAY APPLY, PLEASE CONSULT US FOR SPECIFIC SITE RATINGS.

AVAILABLE OPTIONS & ACCESSORIES

WE OFFER A RANGE OF OPTIONAL FEATURES AND ACCESSORIES TO TAILOR OUR GENERATING SETS TO MEET YOUR POWER NEEDS.

OPTIONS

- A VARIETY OF GENERATING SET CONTROL AND SYNCHRONIZING PANELS
- ADDITIONAL PROTECTION ALARMS AND SHUTDOWNS
- WATER - FUEL SEPERATOR
- WATERJACKET HEATER
- BATTERY CHARGER

ACCESSORIES

- GENUINE SPARE PARTS
- AUXILIARY FUEL TANKS
- MANUAL & AUTOMATIC TRANSFER SWITCHES

ASSEMBLED AND DISTRIBUTED BY



E POWER GENERATORS

Av. de la Luz Mz. 159 Lt. 22, San Sebastián,
Teoloyucan, Estado de México, C.P. 54786
55 6680-7415
56 2353-2490
www.epowergenerators.com
ventas@epowergenerators.com

8.2 ANTI-VIBERATION MOUNTING DUMPER
DUMPER ARE AFFIXED BETWEEN THE ENGINE & ALTERNATOR FEET AND THE CHASSIS, THUS ENSURING COMPLETE VIBRATION ISOLATION OF ROTATING ASSEMBLY.

8.3 COUPLING

THE ENGINE AND ALTERNATOR ARE DIRECTLY COUPLED BY MEANS OF AN SAE FLANGE. THE ENGINE FLYWHEEL IS FLEXIBLY COUPLED TO THE ALTERNATOR ROTOR.

8.4 SAFETY GUARDS

THE FAN & FAN DRIVE ALONG WITH THE BATTERY CHARGING ALTERNATOR ARE SAFETY GUARD PROTECTED FOR PERSONAL PROTECTION.

9. TESTS

- THE GENERATING SET IS LOAD TEST BEFORE DISPATCH.
- ALL PROTECTIVE DEVICES CONTROL FUNCTIONS AND SITE LOAD CONDITIONS ARE SIMULATED. THE GENERATOR AND IT'S SYSTEMS ARE CHECKED BEFORE DISPATCH.

10. EQUIPMENT FINISHING

ALL MILD STEEL COMPONENTS ARE FULLY DEGREASED AND PAINTED WITH POWDER COATED PAINT TO ENSURE MAXIMUM SCUFF RESISTANCE AND DURABILITY.

11. EQUIPMENT FINISHING

OPERATION & MAINTENANCE MANUAL, CIRCUIT WIRING DIAGRAMS.

12. QUALITY STANDARDS

THE EQUIPMENT MEETS THE FOLLOWING STANDARDS:BS4999, BS5000, BS5514, IEC60034, VDE0530 AND ISO8528.

13. WARRANTY

ALL OF THE GENERATING SETS ARE COVERED UNDER A WARRANTY POLICY FOR A PERIOD OF 12MONTHS OR 1 YEAR (WHICHEVER COMES EARLIER) OF THE EQUIPMENT IS IN LINE WITH MANUFACTURERS WARRANTY TERMS AND CONDITIONS.

6. FUEL SYSTEM

ON GENERATING SETS UP TO 750KVA, THE CHASSIS DESIGNIS INCORPORATED WITH INTEGRAL FUEL TANK WITH A CAPACITY OF APPROX 12HOURS TO 13 HOURS RUNNING AT FULL LOAD. THE TANK IS SUPPLIED COMPLETE WITH FILL CAP, BREATHER, FUEL FEED AND RETURN LINES TO THE ENGINE AND DRAIN PLUG.

7. ALTERNATOR

7.1 INSULATION SYSTEM

- THE INSULATION SYSTEM IS CLASS H

- ALL WINDINGS ARE IMPREGNATED IN EITHER A TRIPLE DIP THERMOSETTING LIQUID, OIL AND ACID RESISTING POLYESTER VARNISH OR VACUUM PRESSURE IMPREGNATED WITH A SPECIAL POLYESTER RESIN.

- HEAVY COAT OF ANTITRACKING VARNISH ADDITIONAL PROTECTION AGAINST MOISTURE OR CONDENSATION.

7.2 AUTOMATIC VOLTAGE REGULATOR (AVR)

- THE FULLY SEALED AUTOMATIC VOLTAGE REGULATOR MAINTAINS THE VOLTAGE REGULATION AT $\pm 1\%$.

7.3 MOTOR STARING (OPTIONAL)

- AN OVERLOAD CAPACITY EQUIVALENT TO 300% OF THE FULL LOAD IMPEDANCE AT ZERO POWER FACTOR CAN BE SUSTAINED FOR 10 SECONDS, WHEN AREP (AUXILIARY WINDING)OPTION IS FITTED.

8. MOUNTING ARRANGMENT

8.1 CHASSIS

THE COMPLETE GENERATING SET IS MOUNTED AS A WHOLE ON A HEAVY DUTY FABRICATED STEEL CHASSIS.

IN LINE WITH CONTINUOUS PRODUCT DEVELOPMENT, WE RESERVE THE RIGHT TO CHANGE SPECIFICATIONS WITHOUT NOTICE.